


**Homework**

Write the time in two different ways.


1.



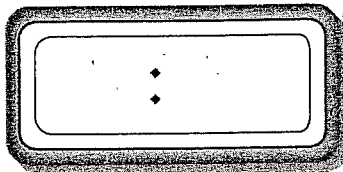
\_\_\_\_\_ o'clock



2.



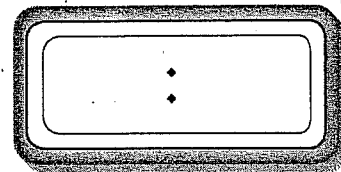
\_\_\_\_\_ o'clock



3.

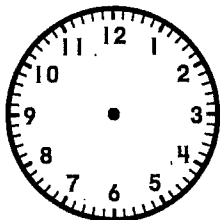


\_\_\_\_\_ o'clock

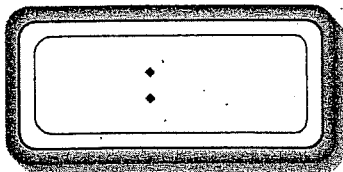


Draw the hands on each analog clock and write the time on each digital clock below.

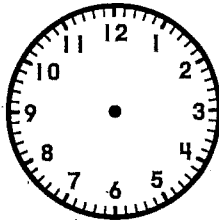
4.



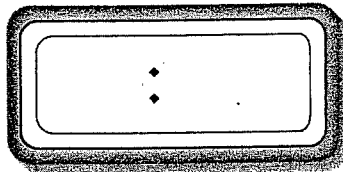
1 o'clock



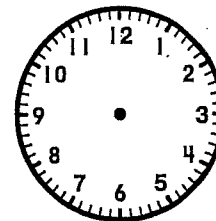
5.



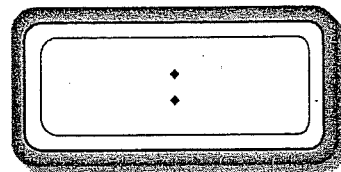
6 o'clock



6.



12 o'clock



For each activity, ring the appropriate time.

7. Eat an afternoon snack.

3:00 A.M.

2:00 P.M.

6:00 P.M.

8. Go to a movie at night.


8:00 A.M.

12:00 NOON

7:00 P.M.

9. **On the Back** Draw a picture of what you might do at 7:00 P.M. Draw a clock face with hands to show the time.

Name \_\_\_\_\_



Copyright © Houghton Mifflin Company. All rights reserved.